



Plastic Welding > Welding machines > COSMO

## COSMO




With 2000 Watt und 2500 Newton welding force, a true muscle man. Hot-wedge welding machine for civil engineering.

- Process control by direct measuring and recording of welding pressure
- Digital display of temperature, speed, pressure and welding length
- Optional speed control
- Welding report for quality assurance
- Controlled temperature and drive



## SPECIFICATIONS

### COSMO 230 V

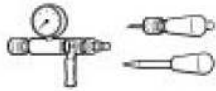
Voltage	V~	230
Power consumption	W	2000
Frequency	Hz	50 / 60
Temperature	°C	20 – 450
Speed	m/min	0.5 – 5.0
Welding pressure	N	max. 2500
Material thickness	mm	1.5 – 3.0
Memory card recording		optional
Printer		optional
Size (L x W x H)	mm	600 x 380 x 450
Weight	kg	32.0 (with 5 m cord)
Marking of conformity		
Approval mark		
Protection class I		



Plastic Welding > Welding machines > COSMO

---

ACCESSORIES



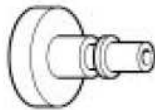
**Test kit for welding fittings**

110.051 - Test kit for welding fittings



**Test kit with injector needle**

110.052 - Test kit with injector needle



**Welding fitting PE**

106.950 - Welding fitting PE